

CALIBRE SWARM SERIES



3000L MAIN TANK

400L FLUSH TANK

BOOM SIZES: 18m, 24m, 27m



POWERED BY

WEED·IT 

QUADRO

THE ALL-IN-ONE SOLUTION

SPOT

DUAL



BLANKET



MAKE
EVERY
TURN
COUNT



PULSE WIDTH MODULATION
TURN COMPENSATION



CONVENTIONAL

VS

**SWARM
SERIES**



SAVE UP TO



ON CHEMICAL COSTS

WHY CHOOSE WEED-IT?

AUTOMATIC CALIBRATION



- WORKS DAY AND NIGHT
- PEACE OF MIND OPERATION
- USER FRIENDLY
- SIMPLE TO OPERATE

PULSE WIDTH MODULATION



- 50HZ FREQUENCY
- PRESSURE BASED CONTROL
- CONSTANT DROPLET SIZE
- PREMIUM SPRAY QUALITY

25CM NOZZLE SPACING



- BETTER COVERAGE
- REDUCED STUBBLE SHADING
- TWICE THE SAVINGS OF 50CM

LIGHT WEIGHT



- LESS WEIGHT ON BOOM
- 1 SENSOR PER METRE
- 750G PER METRE
- ROBUST DESIGN

SMART POWER MANAGEMENT



- PSU CONVERSION 12V - 48V
- 4 TIMES LESS CURRENT
- LIGHTER WIRING
- REDUCED POWER LOSS

MORE SECTIONS



- INDIVIDUAL NOZZLE CONTROL
- REDUCED OVERLAP
- MORE SAVINGS



DAY & NIGHT

AUTOMATIC CALIBRATION



TECHNOLOGY YOU CAN RELY ON.

Utilising fluorescence technology, WEED-IT provides reliable weed management by detecting living green organic matter. This innovative method evaluates plant reflection in specific light wavelengths, ensuring efficient operation both day and night with a guaranteed high success rate.



CONTROL PANEL




HITCH SUSPENSION



AUTOMATIC HEIGHT CONTROL



BOOM YAW DAMPENING



HAND WASH



ELECTRIC FLUSH CYCLE



HIGH CLEARANCE SUSPENSION




BOOM SUSPENSION ACCUMULATORS



WHEEL SPEED SENSORS

SWARM FARM

ROBOTIC AGRICULTURE



sales@calibrespraying.com.au



0408 012 354



www.calibrespraying.com.au